

The Dreiburgen News

October 2020

AS LV



All The News That Fits We Print



Table of Contents

<i>A Letter from their Excellencies.....</i>	<i>3</i>
<i>Upcoming Events.....</i>	<i>4</i>
<i>Dreiburgen Anniversary.....</i>	<i>5</i>
<i>Bardic Pages.....</i>	<i>6-7</i>
<i>Making a Nalebinding Needle.....</i>	<i>8-9</i>
<i>Crossword Puzzle.....</i>	<i>10</i>
<i>Youth Activity.....</i>	<i>11</i>
<i>Meetings and Practices</i>	<i>12-13</i>
<i>Regnum.....</i>	<i>14</i>
<i>Chronicler's Notes.....</i>	<i>15</i>

A letter from their Excellencies

Greetings Unto the Populace,

We are looking forward to Dreiburgen Anniversary on October 24th . We will be sharing the day with our cousins from Alativa's Agincourt.

The deadline to submit Letters of Intent to Serve as the Baronage is coming up fast. If you have any questions please contact us.

October 31,2020 - last day to submit Letters of Intent

November 2020 (TBD) - announce candidates, send letters of confidence in candidates, and have meet and greets

February 28, 2021 - come to a decision

Investiture of Lord and Lady Dreiburgen at event to be discussed with Kingdom and heirs

October 2021 at Dreiburgen Anniversary – Invest new Baronage

Being your Baron and Baroness has been one of the most rewarding times in our lives. We look forward to our new heirs.

In Service to the Dream,

Logan Blackrune
Baron

Tyne Mac Phersone
Baroness

Upcoming Events

October 10th - Meridian Heraldic and Scribal Symposium

<https://sites.google.com/meridies.org/mhssoct10th2020>

October 24th - Atenveldt Heraldry and Bardic Zoom-posium

<https://www.facebook.com/events/2768588373419948>

October 24th - Dreiburgen Anniversary / Agincourt Tournament

Zoom Links to be posted in the closer to the event

(please check the Barony of Dreiburgen Facebook group for more information)

November 14th-15th - Kingdom of the West Virtual Collegium

<https://tinyurl.com/yx94qwje>

December 19th - Dreiburgen Virtual Yule

Zoom Links to be posted closer to the event

(please check the Barony of Dreiburgen Facebook group for more information)

Traveling Arts and Sciences Schedule

October 26th

How to make Ricotta Cheese with Agnes Wurtman

November 23rd

Intro to SCA drumming by Duncan MacBryce

December 28th

Holiday Dance Ball with Rudaba al-Marzubaniyya



Barony of Dreiburgen 43rd Anniversary

Fear not, Halloween is not canceled! Dreiburgen will be celebrating their 43rd anniversary in classic costume style. No need to be period, just dress up in your very best costume and come have some fun with your SCA friends Brady Bunch style. The event will be held on ye old Zoom on October 24th 2020 from 10am to 2pm PDT (zoom link to be provided).

We will be hosting social distancing pavilions (i.e Zoom breakout rooms) for the fiber, bardic, scribal, smithing, brewing, and culinary arts! Come bring your craft to work on, discuss any issues you may be having, learn something from your peers, and have some fun.

We will also be welcoming the return of the **Tortoise Challenge**. Luckily this artistic race translates easily to these current times so please stay tuned for more information regarding how to submit your entries. If you participated in the Hare competition last year, don't forget to submit your Tortoise entries this year!

There will be **youth activities** they will be able to participate in at their (and their parents) leisure!

We will have spaces and games for our heavies and rapier fighters so we can choose our plague time champions (rules of engagement to follow). If you already fight from a social distance, than please read the following missive from our good friends from the Barony of Altavia who will be hosting along side us:

"Hear ye hear are Archers call to arms for **Altavia's Baronial Agincourt Archery Shoot**. Be you for the outnumbered armies under the lead of England's King Henry V, whom face an overwhelming number of French Soldiers. Relive when King Henry V's army devastated a force of heavily armored French nobles who had gotten stuck in the regions thick mud. Grab a sheaf and make ready. Worry not if you can't wound at 250 yards, kill at 100 yards, or puncture armor at 60 yards. All you need do is be more accurate than your opponent at 15 or 20 yards! A pdf file will have a printable target that will soon be posted on the Facebook page with instructions. Video yourself shooting it (from 15 or 20 yards, and 3,6 arrow round). Then share your videos on the Zoom (link and times to follow). Out of arrows you say, fear not! We will also host a forester round card game (rules to follow). Throwers not to be forgotten, there will be a Thrown Weapons dice game for throwers (rule to follow)."

In addition to the Agincourt Archery Tournament, The Dreiburgen Company of Archers will be holding their annual tournament to select a new Baronial Archery Champion. Please check the Dreiburgen Facebook Group or email the Dreiburgen Captain of Archers to get the details on how you can enter the tournament.

Proposed Schedule (all PDT times):

10:00am – 10:30am: Opening court (main room)

10:30am – 1:30pm: Main events (breakout rooms)


1:30pm-2:00pm: Closing court (main room)

Event Steward Contact: Arnleif Oladottir
(anniversary@dreiburgen.org)



“Atholl’s Brose” from Lord Ivarr Siguroarson

From the internet, one can find many stories of how Atholl Brose came to be. One of the original tales is that of Dougal and the Giant of Atholl – a bit similar to the Beowulf tale.



A long time ago, a great giant was said to terrorize the land of Atholl (what is now the upper parts of Perthshire). The giant creatures that were apparently a common problem in those days had nothing but contempt for humans and would often steal cattle. Worse, he would empty any grain stores he found, filling his great sack and leaving entire communities to struggle to survive through winter.

Fed up with the constant predations of this bothersome giant, Dougal, a young hunter from one of the many clans surrounding the giant’s glen, hatched a daring plot to rid the lands of this nuisance.

Dougal was smart enough to know that to fight the creature head on would be foolish, as many had tried and their bodies were by now scattered across the glens. Instead, he began to formulate a plan. Dougal sneaked down to where the giant kept his ill-gotten gains, finding there sacks of oats, jars of honey and incredibly, several small casks of whisky.

Using his knife he cut open the sack of oats, he poured them into what was clearly the giant’s drinking cup (a hollowed out boulder that rested before a stone well), before adding the honey and both of the casks of whisky.

Coming across this bountiful surprise the giant drank his fill, and eventually fell asleep beneath an ancient oak tree. Seeing his chance, Dougal slipped out from his hiding place beneath the sacks of oats and slew the giant as he slept. Dougal returned to his homestead as a hero and his recipe for the Atholl Brose was passed on from generation to generation.

The first official recipe for Atholl Brose was recorded in 1475, when the tale goes that Iain MacDonald, the 11th Earl of Ross (the last Lord of the Isles) was leading a rebellion against the king.

John Stewart, 1st Earl of Atholl (also known as Sir John Stewart of Balveny), who had been dispatched to capture the errant chieftain, discovered that MacDonald regularly used a well near where the rebels were said to be encamped.

Perhaps taking inspiration from Dougal’s story, Stewart ordered his scouts to stealthily fill the well with whisky, oats and honey. When MacDonald and his troops stopped to use the well, the recipe was so delicious they tarried there and were captured by Atholl’s troops.

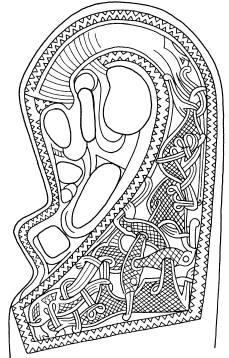
Ivarr’s Atholl Brose Recipe

16 cups water, 1 cup old fashioned oats, 2lbs clover honey, 4-ish cups of whiskey into a pot, add 16 cups of water and 1 cup of oats. Heat to a boil constantly stirring to get the brose (oat-infused water). At boil, turn off heat, cover and wait 1 hr. Remove cover and scoop/strain out the oatmeal flotsam (you can eat the oatmeal). Stir and dissolve in the 2lbs of honey and 4-ish cups of whiskey. Serve warm now, or bottle.

Note: The atholls brose will separate. Shake the bottle 2-3 times a day and before serving. Great served cold or warmed.

A New Filk from THL Hallbjört Starrson

I don't consider myself a song writer, or creator of filks. But I do believe that when the muse shoves the first two lines of a filk in your head, you should go ahead and write the thing.



((Sung to the tune of The Beverly Hillbillies theme song:))

Come and listen to my story about a man named Ram
Looking for a hobby for his wife and fam,
And then one day he saw they needed community,
And in to the groups he went looking for opportunity.

Cowboy shooting, steampunk, renfaire.

Well the first thing you know Ram's a father of two,
The internet said "Ram, I know what you got to do".
Said "The SCA is the place you ought to be".
So they sewed up some clothes and joined Caid.

Dreiburgen that is, archery shoots, brewers' guild.

The Alcorn Family.



The Right Tool for the Job: Making a Nalebinding Needle

by THL Agnes Wurtman

What usually happens when a beginner in a hobby encounters an equipment problem, they're blind to the equipment issue and blame themselves. This has been a teaching challenge throughout ten years of teaching crafts in the SCA and before that as a sports instructor. So it's hardly surprising that in a craft where I'm inexperienced I fall prey to the same mistake.

It was two weeks ago while attending a nalebinding session at Mistress Sigrid Briansdotter's Zoom channel that I got a clue. She mentioned that she prefers to work with round nalebinding needles in order to counteract an effect on yarn ply: each stitch either tightens the ply by half a wind or undoes the ply by half a wind. The difference in which happens depends on the direction of ply and the direction of the work, but either issue becomes a problem: overplied yarn will tangle and under plied yarn is



Progress on the carving.



When this came up in conversation I mentioned that every few stitches I let my needle hang so the yarn can regain its natural ply. Mistress Sigrid's solution is more efficient: she restores that half twist as part of her habitual stitching motion so never becomes a problem. Neither of my nalebinding needles could do that since both have flattened sides. There was only one solution: get a round nalebinding needle. Myself And although such things might be sold commercially, I happened to have the supplies and equipment to make one. >>>>>

Work began by assessing the wood pile. Our back yard has two mature grapefruit trees that yield good wood for crafting projects. I removed a small branch with a hacksaw, then started to work with a dremel. Admittedly this is not a period tool: I do better work with dremels than with wood carving knives.


The next task was to remove the remains of three small twigs and then shape the wood. The pandemic has occasional advantages: a cloth mask was somewhat more comfortable than the old hardware store masks had been for filtering out wood dust during the work


One of the challenges was to get the new needle to a roughly cylindrical shape without bowing it or creating lumps. Lacking a lathe, I turned it in my hand during that work. It helped to start with a chunk of wood that was an inch or so longer than the intended finished piece: that allowed me to correct a couple of minor mistakes by shortening the project. Once the needle was the right length, shape, and diameter I flattened the broad tip somewhat and drilled a hole.

The finishing work was done with hand tools, especially contouring the hole's inner surface and edges and contouring the tip. The hole needed to be large enough to thread easily, smooth enough that yarn wouldn't catch on any part of it, and sturdy enough that it wouldn't break during regular use. The tip of the new needle is more blunted than the old one: the goal in shaping it is to have something that fits between strands of yarn easily without separating the ply. After the test stitches and last modifications were done I treated the needle with petroleum jelly.

The new needle is a joy to work with. In addition to the deliberate changes the citrus wood has the right amount of friction. I prefer it to bone needles. It took about five hours of work over three days to make this, since I'm no expert with wood working. My nalebinding has been going faster since it's completed and I'm finding the craft more enjoyable. It's that novice crafter's blindness: hadn't realized how much I'd been counteracting problems with the equipment until a better tool was in hand.

A side view of the tapers in a flat needle and a round one.





Across


- 4. The Dreiburgen Herald
- 6. Patron Saint
- 8. Big "_____"
- 9. Mt. Baldy

Down

- 1. Baronial Precursor
- 2. Mons _____
- 3. Stronghold
- 5. Mother and Father
- 6. Canton
- 7. Riverside and San Bernardino Area

Youth Activity: Illumination

During the Middle Ages special artists called Illuminators spent all day drawing, doodling, and coloring. These special artists would color the same thing over and over on different pages of the same book. You can practice your illumination skills by coloring the picture below. You can use crayons, colored pencils, markers, or all of these things. Or you could paint like they did in the Middle Ages with acrylic or watercolor. Once you have finished, have a grown up take a picture and send it to our Youth Officer to be put into the next issue of The Dreiburgen News!!



Meetings & Practices

At this time, All IN PERSON Guild Meetings and Practices have been cancelled until further notice. Where noted, meetings are occurring online. Please contact the meeting host or check the respective Facebook groups for more details.



Newcomer's / Althing

When: 7:30PM—9:30PM 2nd Monday of the month

Where: 1265 Kelley Ave. Corona, CA 92882

Hosted by Lord Duncan MacBryce and Lady Sabine de Drogo

This event will be all about meeting people and learning new skills relevant to the SCA. If you have a project you are working on, or you need help, feel free to bring it to the meeting.

Brewing Guild (online)

When: 7:30PM—9:30PM , 3rd Monday of the month

Hosted by Lady Kungund Benehonig and Lord Ramvoldus Kröll.

This event is for anyone interested in brewing, fermenting foods, or becoming a judge. Sample different brewed and fermented foods, or try some homebrews. Every month is different. Please join the facebook group for more information on monthly activities.
<https://www.facebook.com/groups/169670283212489>

Culinary Guild (online)

When: 7:30PM—9:30PM 1st Thursday of the month

Where: Please contact Lady Yngvildr for location and directions.

Hosted by Lady Yngvildr in Írská and Lord Jarmarr Randviðsson

Explore and discuss period foods, recipes, and techniques. Feel free to bring a period dish to share, or come make plans to cook together.

<https://www.facebook.com/groups/1102487329838674>

Traveling Art and Sciences Night (online)

When: 7:00PM—9:00PM 4th Mondays of the month

Where: Location varies every month. Please join the FB Group for current topics and locations . <https://www.facebook.com/groups/276434433004073/>

For further details, class location, general questions, or if you have a class you would like to teach or have a suggestion for a class you would like to take. Please contact Lady Kungund Benehonig at youth@dreiburgen.org or via Facebook.

All Practices have been cancelled until further notice.

As soon as practices can resume, a supplemental newsletter will be issued.

Bardic Circle (Online)

When: 7:30pm-9:00pm 4th Thursdays of the month

Hosted by Mistress Mary Dedwydd verch Gwallter

This meeting is for anyone interested in Period style song, music, and storytelling. Come just to listen, or come to perform in a relaxed and casual setting.

<https://www.facebook.com/events/835409246899902>

Dreiburgen Armory

When: 1:00pm-9:00pm 1st Monday of the month

Where: At the home of Lord Ivar Krigsvin

Hosted by Lord Ivar Krigsvin

The Baronial Armory is open for anyone who needs help designing, building, or fixing armor for SCA combat. <https://www.facebook.com/groups/11945555427339>



Riverside Fighter Practice

When: Every Wednesday Night beginning at 7:30 p.m.

Where: Andulka Park, 5201 Chicago Ave. Riverside, CA 92501

We are located beside the Parking Lot at the Northern edge of the Baseball fields.

For more information contact : seneschal@dreiburgen.org

Palm Desert Fighter Practice

When: Thursdays Nights beginning at 6:30PM

Where: Palm Desert Soccer Park, 74735 Hovley Lane East. Palm Desert, CA 92260 See Facebook for more details.

Archery and Thrown Weapons Practice

Where: Please contact Baron Paganus Grimlove or Lord Ramvoldus Kröll for location

When: Sundays from 9:30am-12:30pm

Hosted by Baron Paganus Grimlove

Practices may not be held during Major SCA Events, Wars, or Archery Tournaments.

Please join the Facebook group for the most current information and scheduling.

<https://www.facebook.com/groups/374784553102127/>

Regnum

Baron

Lord Logan Black Rune
(Gregory Szuszka)
baron@dreiburgen.org

Baroness

Lady Tyne MacPhersone
(Rebecca Szuszka)
9685 Hampshire St.
Rancho Cucamonga, CA. 91730
baroness@dreiburgen.org

Seneschal

Dame Fionna de Buchanan
seneschal@dreiburgen.org

Exchequer

Baroness Megan de Barri
exchequer@dreiburgen.org

Blue Mountain Herald

Lady Serefina de Zati
herald@dreiburgen.org

Arts and Sciences Officer

THL Hall brjost Starrson
arts-sciences@dreiburgen.org

Chatelaine (newcomers)

Lady Yngvildr in Írská
chatelaine@dreiburgen.org

Constable

Lord Jarmarr Randviðsson
constable@dreiburgen.org

Youth Officer

Lady Kungund Benehonig
youth@dreiburgen.org

Lists Officer

Lady Diana de Parkhurst
lysts@dreiburgen.org

Social Media Officer

THL Rosie Blackrune
socialmedia@dreiburgen.org

Webright

Lord Irial Mac Maoil eoin
webwright@dreiburgen.org

Chronicler

Lord Ramvoldus Kröll
chronicler@dreiburgen.org

Marshall

Master Fergal Macome
marshal@dreiburgen.org

Archery Marshall

Lord Ramvoldus Kröll
captain-archers@dreiburgen.org

Rapier Marshall

THL Sigbiorn Sigmundarson
rapier@dreiburgen.org

Librarian: Vacant



Chronicler's Notes

Unto the Populace of Dreiburgen;

I hope you have enjoyed this Anniversary Issue of the Dreiburgen News. I would extend my deepest gratitude to all the wonderful Dreiburgundians who put in the hard work and submitted content to make this Anniversary Issue even more special. Thank You!

As we head into the Holiday Season, we focus more on family. During this dark time, I have seen many in our Society go the extra mile to spread joy, share knowledge, and take care of each other. These acts of compassion evoke images of a thriving castle in a dark and dangerous forest; a luminous palace where the arts flourish and the fighters are well conditioned. I am extremely grateful that I get to exist in this place, with all of you. Long Live Dreiburgen, Long Live Caid!!

Yours in Glorious Service;

Ramvoldus Krössl

Chronicler, Barony of Dreiburgen



This is the October 2020 issue of The Dreiburgen News, a publication of the Barony of Dreiburgen of the Society for Creative Anachronism, Inc. (SCA, Inc.). The Dreiburgen News is available from Jeff Alcorn, 3025 Appaloosa St. Norco, CA. 92860. It is not a corporate publication of SCA, Inc., and does not delineate SCA, Inc. policies. Copyright © 2020 Society for Creative Anachronism, Inc. For information on re-printing photographs, articles, or artwork from this publication, please contact the Chronicler, who will assist you in contacting the original creator of the piece. Please respect the legal rights of our contributors.

Art Credits:

Cover art: Waldt and Alison Markheim portrait. Original painting by Baron Eadwynne of Runedun, circa 1982.
Pg. 2: Vertical border; detail of a page from Horae, Paris (Pigouchet for Vostre) 1496/97. Courtesy of godecooking.com.
Pg. 10: Crosswords frame German Psalter, Unknown Author, 1240-1250. Ms. Ludwig VIII 2 (83.MK.93) Courtesy of The J. Paul Getty Museum.
Pg. 13: Vector image of medieval swordsman: <https://publicdomainvectors.org/en/free-clipart/Medieval-warrior-with-sword/41979.html>
Pg. 15: Writing My Masters Words Vector. <https://publicdomainvectors.org/en/free-clipart/Writing-My-Masters-Words-Vector/2341.html>
All other artwork in this issue courtesy of Dover Publishing

Photo Credits:

Pg.7: Photograph of the Alcorn Family GWW 2018. Courtesy of Jeff Alcorn, Model Release on file.
Pg. 8-9: Photographs of Nalebinding Needles. Courtesy of THL Agnes Wurtman, Copyright Release on file.